

Features

- Modular design: easy to assemble and disassemble
- Single module angle adjustable
- Die-cast Aluminium with excellent thermal management
- 7 distribution optics available - both symmetric and asymmetric
- DALI option available

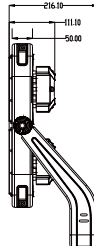
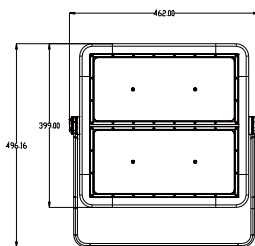
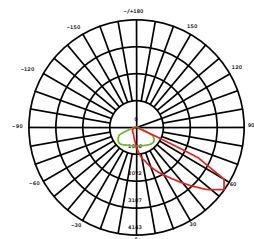
Applications

Stadium, Wharf, Airport, Dock, Tower Crane, Large Outdoor Parking Lot, Football Field, Basketball Court, Tennis Court, Golf Course etc.



Warranty

5 years



Product Data

Order Code	Wattage	CCT	Lumen Output	Beam Angle	Size (LxWxH)mm	Weight (kg)
273305	500W	5000K	70000Lm	130°*30°*60°	399x462x111	15

[1] Operating temperature: -25°C~+50°C

[2] Voltage: 220-240V

[3] PF: 0.95

[4] 1M steel conduit attached

[5] 4000K option available

[6] Inrush Current: 120A@510μs

[7] Leakage Current >= 0.75mA

Optional Accessories

Description	Order Code
Shine shield for each module	273349
Lightning protector 10KV IP66	273519

