

General Lighting

# SURFACE

## GU10 Surface Mounted Downlights

- Input voltage range: 220-240V
- Housing: powder coated aluminium
- Mounting plate: aluminium
- Fitting colours: matte black and matte white
- SURFACE17A-18A: diffuser colour is silver
- SURFACE22-25: 15° tilt/ adjustable
- Lamp holder: GU10 (Max.50W halogen globe)
- Globe not included
- Flex & plug not included

**GU10**

**IP20**  
 Rated

**2YEAR**  
 Replacement  
 Warranty



SURFACE17A



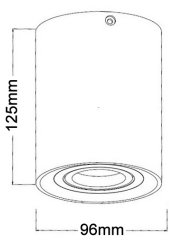
SURFACE18A



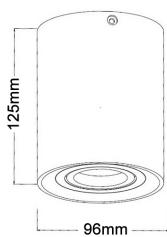
SURFACE22



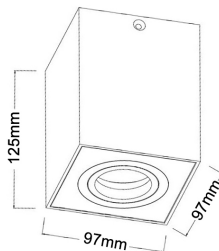
SURFACE23



SURFACE17A&18A



SURFACE22-23



SURFACE24-25



SURFACE24



SURFACE25

| Part No.          | Description                                    | Lamp Holder | Max. Wattage | Barrell     | Box Weight | Box Dimensions | Carton QTY |
|-------------------|--|-------------|--------------|-------------|------------|----------------|------------|
| <b>SURFACE17A</b> | D/L GU10 (Max 50W HAL) S/M Matt WH RND         | GU10        | 50W          | Ø96x125mm   | 0.44kg     | 11x10.5x13cm   | 1/30       |
| <b>SURFACE18A</b> | D/L GU10 (Max 50W HAL) S/M Matt BLK RND        | GU10        | 50W          | Ø96x125mm   | 0.44kg     | 11x10.5x13cm   | 1/30       |
| <b>SURFACE22</b>  | D/L GU10 (Max 50W HAL) S/M Gimbal Matt WH RND  | GU10        | 50W          | Ø96x125mm   | 0.48kg     | 11x10.5x13cm   | 1/20       |
| <b>SURFACE23</b>  | D/L GU10 (Max 50W HAL) S/M Gimbal Matt BLK RND | GU10        | 50W          | Ø96x125mm   | 0.48kg     | 11x10.5x13cm   | 1/20       |
| <b>SURFACE24</b>  | D/L GU10 (Max 50W HAL) S/M Gimbal Matt WHSQ    | GU10        | 50W          | 97x97x125mm | 0.58kg     | 11x10.5x13cm   | 1/20       |
| <b>SURFACE25</b>  | D/L GU10 (Max 50W HAL) S/M Gimbal Matt BLK SQ  | GU10        | 50W          | 97x97x125mm | 0.58kg     | 11x10.5x13cm   | 1/20       |