

SLICKTRI

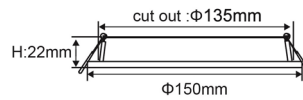
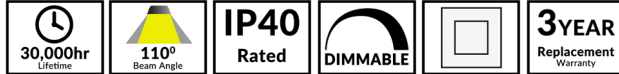
LED Dimmable **ULTRA SLIM** Recessed Downlights

TRI-CCT 3000K 4000K 5000K

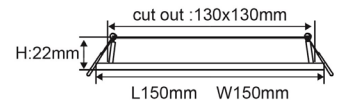
- Input voltage range: 220-240V
- External constant current driver included
- Housing & faceplate: PC
- Diffuser: white PS
- Tri-CCT (3000K/ 4000K/ 5000K) in one fitting
- CCT switch on DC cable
- LED chips: SMD2835
- Power factor: 0.9
- CRI: >80
- Flex & plug: 1.2m
- Ambient temperature: -20 to 40°C
- Suitable for dimming
- Suitable for 2-way switching
- Suitable for use with Microwave & motion sensor
- **Recommended usage: 8-10 hours/day**
- **The driver should NOT BE covered with thermal insulation**



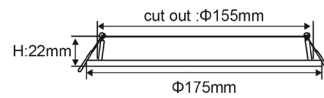
General Lighting



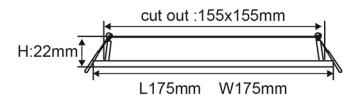
SLICKTRI1R



SLICKTRI1S



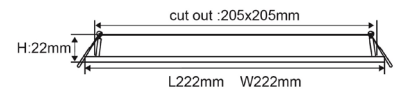
SLICKTRI2R



SLICKTRI2S



SLICKTRI3R



SLICKTRI3S

Tested & Recommended Dimmers:

BRAND	PART NO.
CLA	VELA
CLIPSAL	32E450UDM, 31E2PUDM, 32ELEDDWE, 32E450TM, PDL354PBDMUN-VW
HPM	Cat 250T, Cat 400T
Diginet	MEDM, MMDM/RT

*Please check with Licenced electrician for Min and Max dimmer load

*May be compatible with other untested dimmers

PART NO.	DESCRIPTION	LUMENS (LM)			WATT (W)	DRIVER SIZE (MM)	SWITCH SIZE (MM)	BOX WEIGHT	BOX SIZE (CM)	CARTON QTY
		3000K	4000K	5000K						
SLICKTRI1R	D/L LED FIXED DIMM SLIM WH RND TRI	630	720	680	9	80x31x20	45x23x15	0.31kg	19x45x16	1/40
SLICKTRI2R	D/L LED FIXED DIMM SLIM WH RND TRI	840	960	900	12	87x37x20	45x23x15	0.38kg	19x45x18.5	1/40
SLICKTRI3R	D/L LED FIXED DIMM SLIM WH RND TRI	1350	1550	1450	18	87x37x20	45x23x15	0.5kg	25.5x45x23.5	1/20
SLICKTRI1S	D/L LED FIXED DIMM SLIM WH SQ TRI	630	720	680	9	80x31x20	45x23x15	0.34kg	21x45x16	1/40
SLICKTRI2S	D/L LED FIXED DIMM SLIM WH SQ TRI	840	960	900	12	87x37x20	45x23x15	0.4kg	23x45x18.5	1/40
SLICKTRI3S	D/L LED FIXED DIMM SLIM WH SQ TRI	1350	1550	1450	18	87x37x20	45x23x15	0.6kg	28x45x23.5	1/20