

LINKTRI

Interior LED Tri-CCT linkable T5 Slimline Utility lights

- Input voltage range: 220-240V AC 50/60Hz
- Inbuilt driver
- Housing: PC
- Mounting bracket: aluminium
- LED chips: SMD2835
- Tri-CCT in one fitting: 3000K / 4000K / 5700K
- Slide switch on side
- CRI: ≥80
- Power factor: >0.9
- Flex & plug and connecting cables sold separately
- Hardwire connecting cable and mounting bracket included in the box
- Not suitable for dimming
- Ambient temperature: -15 to 40°C
- **Note: All LINKTRI models can be used together. Maximum connection wattage: 150W**

3 CCT IN ONE FITTING



(Switch on the fitting)



LINKTRICN



LINKTRIFP



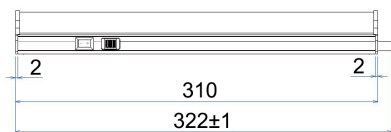
LINKTRI01




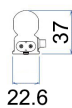
LINKTRI02-03



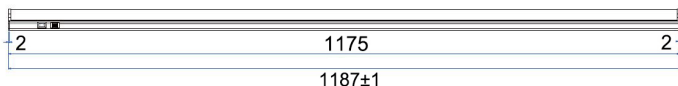
15mm hardwire connecting cable included in the box



LINKTRI01



LINKTRI02



LINKTRI03

Part No.	Description	Lumens			Watt	CRI	Width	Length	Depth	Carton QTY
		3000K	4000K	5700K						
LINKTRI01	LINKABLE LED SLIM 4W TRI	380lm	420lm	400lm	4W	80	22.6mm	322mm	37mm	1/40
LINKTRI02	LINKABLE LED SLIM 9W TRI	855lm	945lm	900lm	9W	80	22.6mm	587mm	37mm	1/40
LINKTRI03	LINKABLE LED SLIM 18W TRI	1710lm	1890lm	1800lm	18W	80	22.6mm	1187mm	37mm	1/40
LINKTRICN	LINKABLE LED SLIM CONNECTOR 220mm (22cm) FOR LINKTRI SERIES									
LINKTRIFP	LINKABLE LED SLIM F&P 2 PIN 1.2M CABLE FOR LINKTRI SERIES									